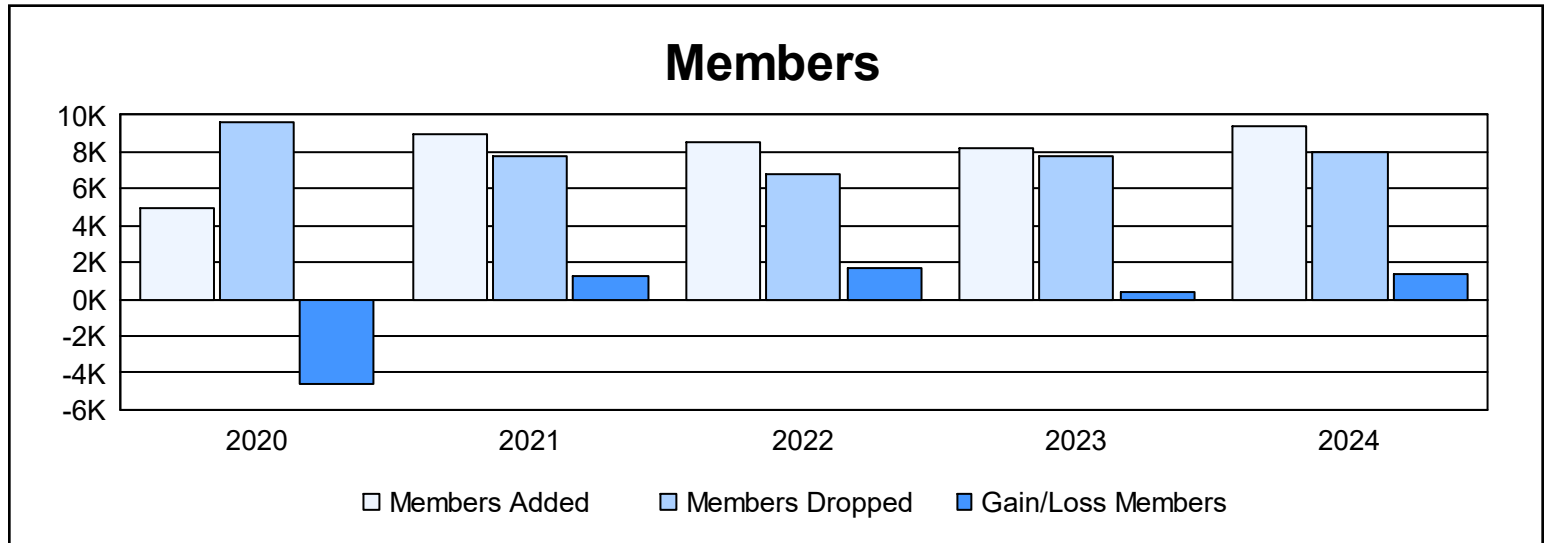
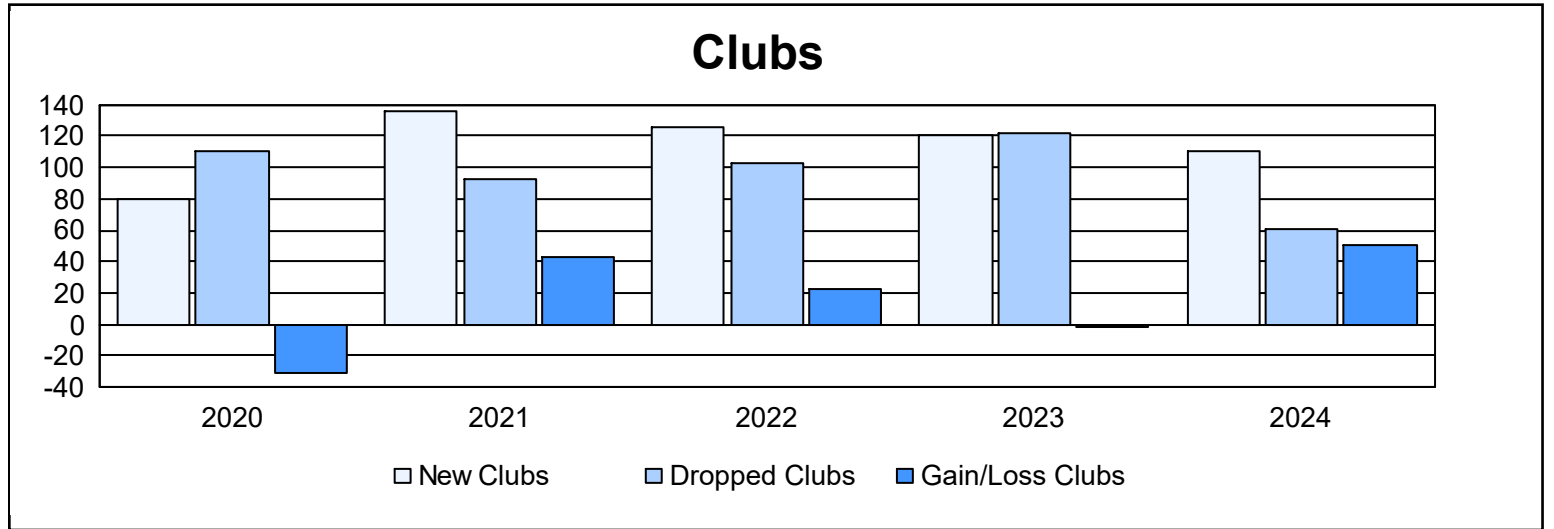
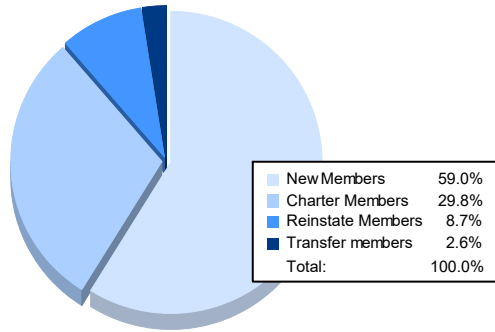


Year	New Clubs	Dropped Clubs	Gain/ Loss Clubs	New Members	Charter Members	Reinstate Members	Transfer Members	Total Member Added	Total Members Dropped	Gain/ Loss Members
2019-2020	80	111	-31	2,413	2,124	391	69	4,997	9,594	-4,597
2020-2021	136	93	43	4,592	3,733	521	132	8,978	7,723	1,255
2021-2022	126	103	23	4,680	3,294	456	87	8,517	6,814	1,703
2022-2023	121	122	-1	4,505	3,052	512	106	8,175	7,734	441
2023-2024	111	61	50	5,521	2,789	811	244	9,365	8,025	1,340
Average	115	98	17	4,342	2,998	538	128	8,006	7,978	28



Membership Composition June 2024 Cumulative



Gender Composition June 2024 Cumulative

